

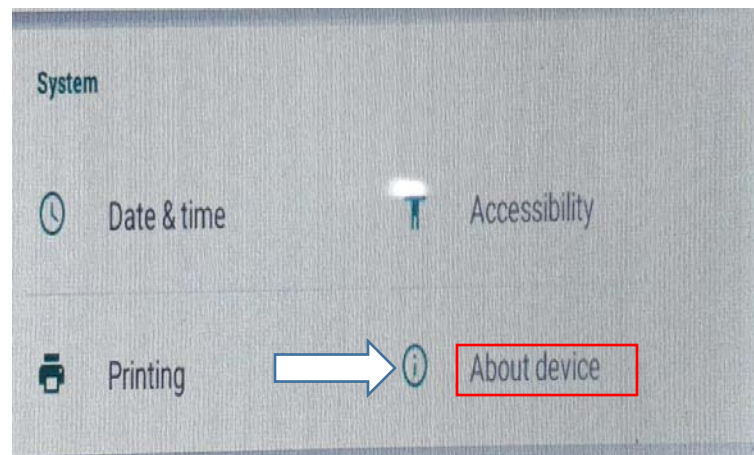
Guidelines for Supervisor's Data Gathering regarding Whitelisting of Tab

- For **Operator Information** Section ,please fill the following information
 - a) District
 - b) Taluka
 - c) Block
 - d) Beat
 - e) Operator Role (Operator / Supervisor)
 - f) Operator Name (as in Aadhaar)
 - g) Operator UID (Aadhaar Number - 12 digit) -No Space/Hyphen
 - h) Operator Contact No (Phone number-10 Digit)
 - i) Operator Email Id
 - j) Operator NSEIT Certificate Number
 - k) Operator ID

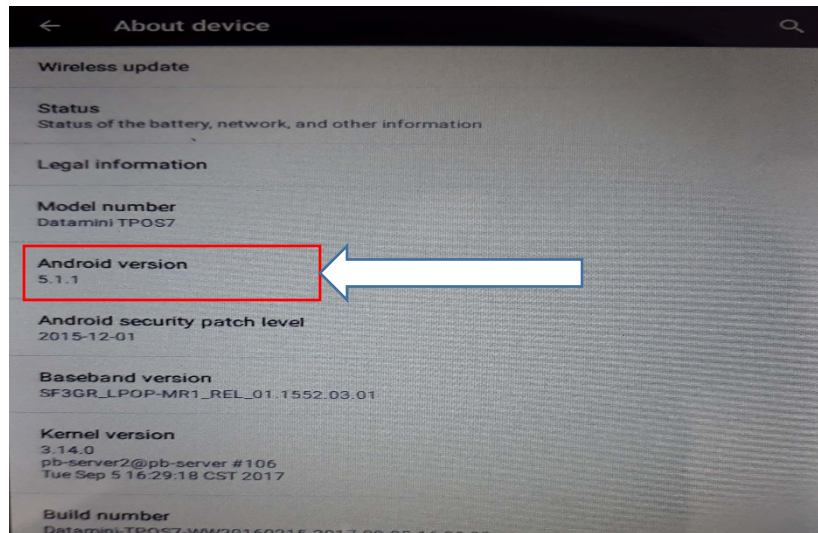
- For filling the **Supervisor Allocated Tablet Details** section ,please follow the instruction as given below
 - i. Go on **Home Screen** & Click on **Settings** Icon



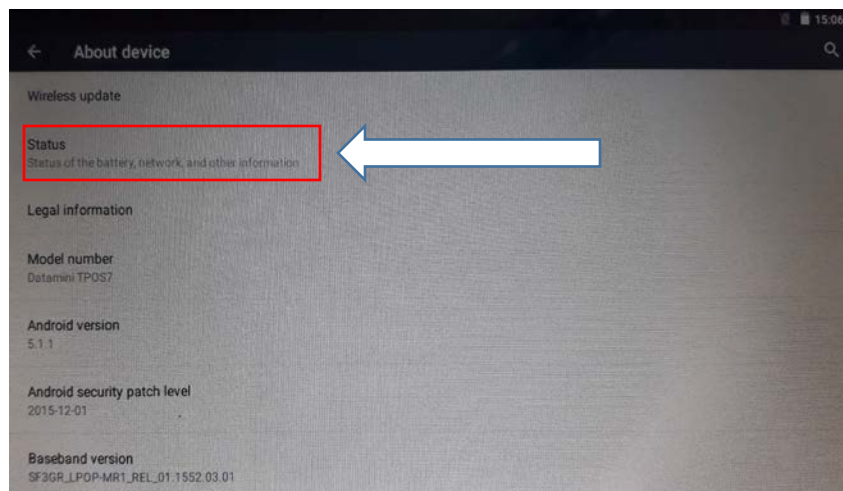
- ii. Go downside & Click on **About device** Icon



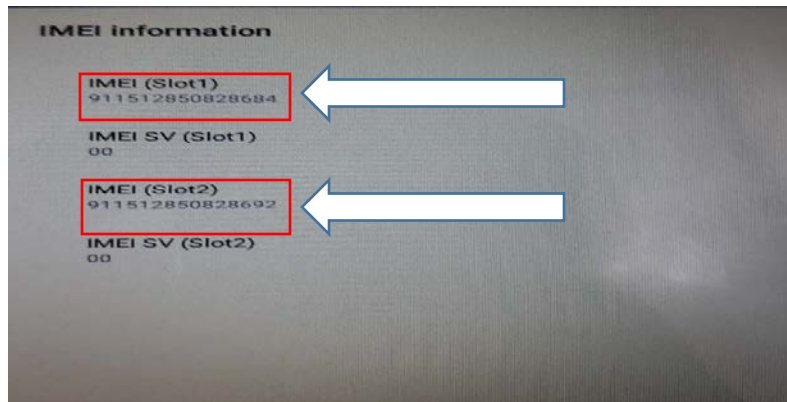
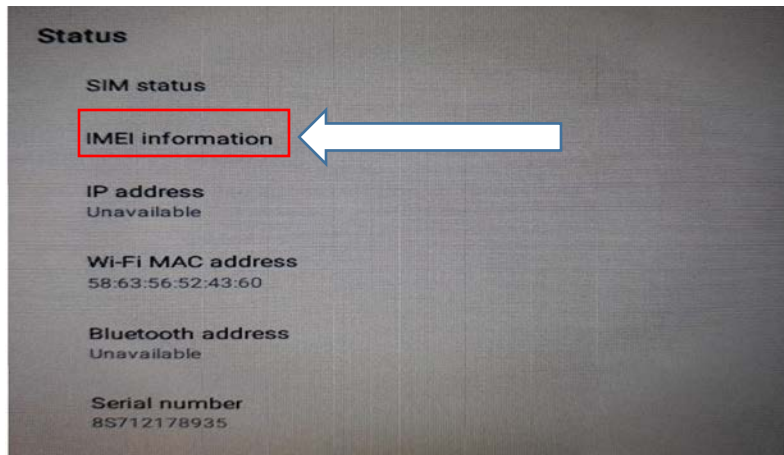
iii. In **About device** section screen, **Android Version** information detail is given as below



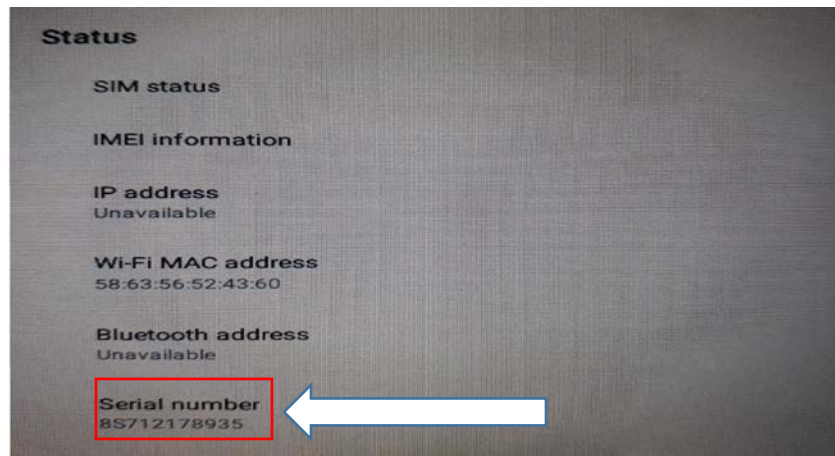
iv. In **About device** section, Click on **Status** Icon



v. In **Status** Section screen, Click on **IMEI Information** Icon to get **IMEI (Slot1) & IMEI (Slot2)** Details



vi. In **Status** section screen, **Serial number** detail is given as below



vii. In **Status** section screen, **Wi-Fi Mac address** detail is given as below

